

# HOW TO: UPGRADE ENROLLMENT KIT

\*Enrollment BV difference upgrade must be complete within the first 4 Pay Cycles. After 4 Pay Cycles, you will have to purchase the full BV required to reach your TVC % level.

# DETERMINE BV UPGRADE REQUIREMENT

To upgrade your enrollment kit, you will need to first determine how much BV (Business Volume) you purchased in your first order, and then calculate how much more BV you will need to purchase to upgrade to your desired TVC %.

## TVC% REQUIREMENT

10% = 35BV+  
15% = 300BV+  
20% = 650BV+

1.

Go to the ByDzyne™ website: [www.bydzyne.com](http://www.bydzyne.com)

2.

Click on '**SIGN IN**' at the top right side of the website and enter your username & password to log into your account.

3.

Once you are logged in, on the left-hand side menu, click on '**MY ACCOUNT**' then click on '**ORDERS**' to view your previous purchases.

Sign In

Account Login

Welcome ByDzyne™ Members!

USERNAME

Username

PASSWORD

Password

Forgot Password?

LOGIN



ByDzyne BA

Brand Ambassador

Logout

MY ACCOUNT

Profile

Orders

Wallet

In the Order History section, click on your order number to open up the details of your enrollment order.

In the order summary, you will see the **total BV** you purchased.

For you to upgrade, you will need to purchase the difference between your enrollment order BV and the BV required for the TVC% you want to qualify for.

- 10% = 35BV+
- 15% = 300BV+
- 20% = 650BV+

You purchased 300BV.  
To upgrade to the 20% TVC  
level you need to purchase  
enough products that total at  
least 350BV.

Order Num: 20182

Order Date: 1/17/2020

Payment Method:

VISA \*\*\*\*1111 0225

Shipping Address:

ByDyne BA

123 Test Street

Fort Lauderdale, FL 33326

United States

Shipping Method:

FedEx Home Delivery

[TRACK PACKAGE](#)

Note: All prices are in USD.

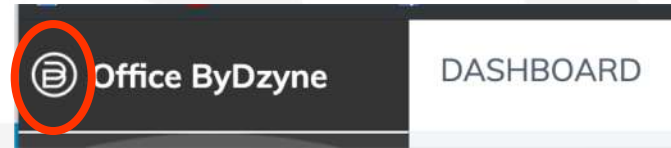
PRODUCT	STATUS	SHIP DATE	BV	PRICE	QTY	TOTAL BV	TOTAL PRICE
SILVER KIT 15%			300	\$599.95	1	300	\$599.95
tōw™ Smartwatch	Ordered				1		
Xceler8 Lavish Rose Hip Antioxidative Face Wash	Ordered				1		
Xceler8 Personalized Mixer Kit	Ordered				1		
ALLUR Relief Balm Broad Spectrum 1000mg / oz.	Ordered				1		
ALLUR Tincture Broad Spectrum 1000mg / fl oz	Ordered				1		
Shipping & Handling			0	\$18.59	1	0	\$18.59
						300	\$618.54
						TAX	\$42.00
						TOTAL	\$660.54
						SAVINGS	\$257.13

# PURCHASE UPGRADE BV

While you are logged into your account, you may now proceed back to the main ByDzyne Website to purchase products through the Shop Page.


1.

Click on the ByDzyne logo to return to the 'HOME PAGE'.



2.

Be sure to double check your preferred country on the top left corner is selected and proceed to 'SHOP' Page.



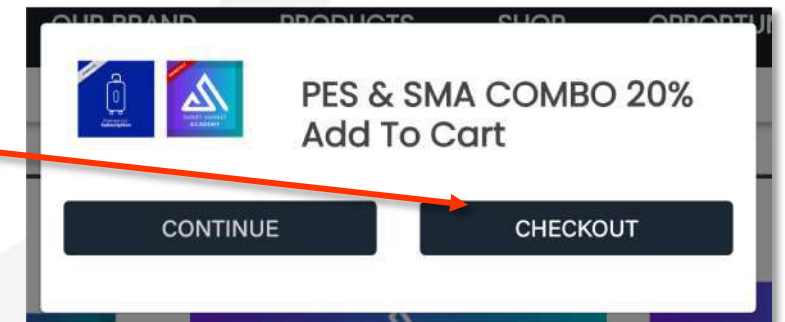
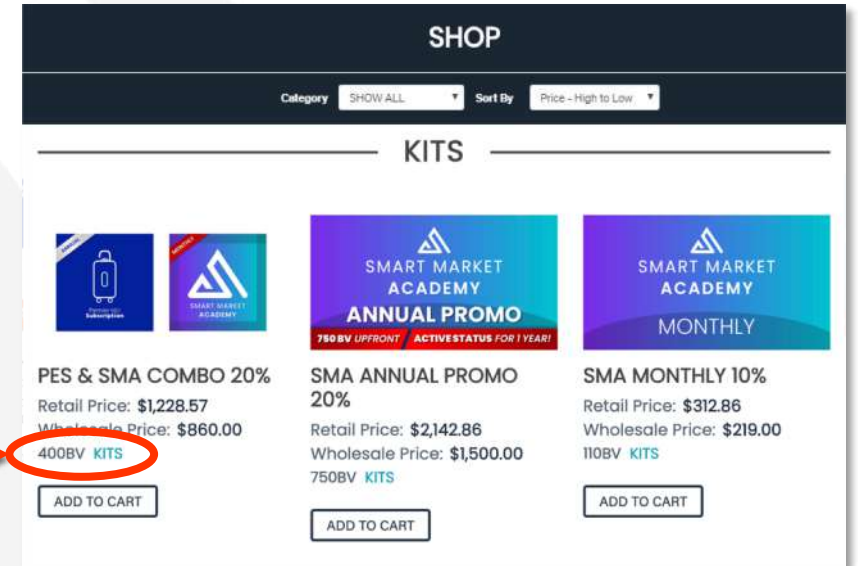
## PURCHASE UPGRADE BV

3.

In the Shop page you will see the products listed that are available to purchase based on the country.

Choose the product you would like to purchase, specify the quantity, and click on **'ADD TO CART'**.

To add more products, simply click **'CONTINUE'** to view and select more products. Once you have added all the products to your cart, click **'CHECKOUT'**.




## PURCHASE UPGRADE BV

4.

In your Shopping Cart, you will see the total price as well as the total BV.

### Example:

You purchased 400BV.  
To upgrade to the 20% TVC level  
you need to purchase enough  
products that total at least 250BV.  
With your purchase of **PES &  
SMA Combo 20%** your new  
upgrade order = **750 BV**

Product	Retail Price	Wholesale Price	BV	Sub Total	Sub Total BV	Quantity
 PES & SMA COMBO 20%	\$1,228.57	\$860.00	400	\$860.00	400	1
PES Annual						1
SMA Monthly						1
<b>Total</b>				<b>\$860.00</b>	<b>400 BV</b>	

\* Prices do not include tax

**CHECKOUT**

Once you have determined you are purchasing enough BV for your TVC % upgrade, continue to Checkout to process your order.

# PURCHASE UPGRADE BV

5.

The system will automatically populate your previous shipping address and payment method. If you need to change these details you can:

- Add a new shipping address
- Add a new payment method

Australia English Welcome, Bydzyne Test Account Support Your C

OUR BRAND PRODUCTS OPPORTUNITY BUY / JOIN

Shipping & Payment Checkout

**Shipping Information**  
Make sure we are shipping your order to the right location. Enter the address where you would like to receive your Bydzyne™ orders, and please indicate if it is the same as your primary address.

**Shipping Address**  
123 Test Street, Sydney, NSW 2000

**Billing Information**  
All transactions are secure and encrypted.  
VISA \*\*\*\*1111 Exp 01/20

**Shipping Options**  
DHL Express - International shipments - \$55.35

[+ Add new shipping address](#)

[+ Add new payment method](#)

CONTINUE

6.

At the order summary page, Please review all the details to ensure the information is correct, then click '**PAY NOW**'.

**Order Detail**

Product	Qty
PES & SMA COMBO 20%	1
Member: \$860.00 400 BV 00 POINTS	
Retail: \$1,228.57 Member savings \$368.57	

**Monthly Autoship/Subscription Program**

Product	Qty
SMA Monthly Rebill	1
Member: \$119.00 60 BV	
Retail: \$170.00 Member Savings \$51.00	

**Sub Total** \$860.00  
**Shipping** \$0.00  
**Handling Fee** \$0.00  
**Tax Total** \$0.00  
**Total** \$860.00

**Payments Applied**  
VISA \*\*\*\*1111 \$860.00

☐ By placing an order with us, you agree to the terms of the Bydzyne™ Member Agreement, where you will be immediately billed the total amount of your order. If our product is not right for you, please call (307) 429-0799 or contact us via email at Support@Bydzyne.com

☐ I agree and acknowledge the [Premier ECO Subscription Terms & Conditions](#).

☐ I agree and acknowledge to the [Smart Market Academy Terms & Conditions](#).

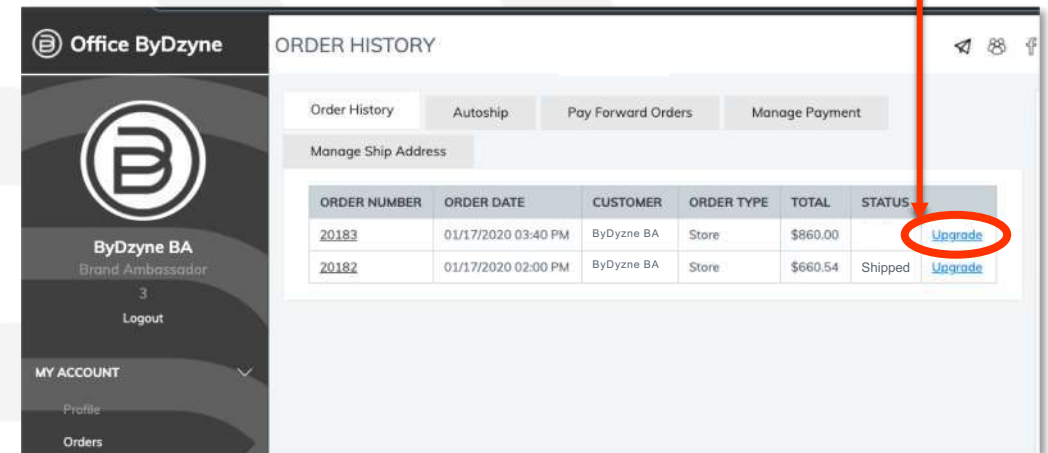
[GO BACK](#) [PAY NOW](#)

# CONFIRM UPGRADE BY FLAGGING ORDER

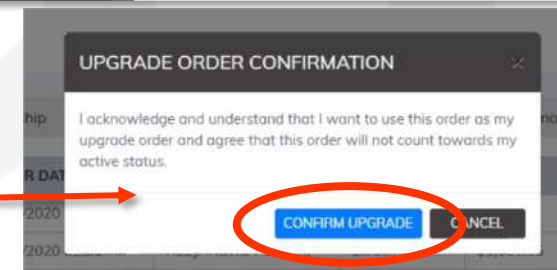
7. Go to your Back Office > 'My Account' > 'Orders' > 'Order History'. Find the order that you just placed and click the 'Upgrade' button. This will flag this order as the one you would like to use to upgrade your TVC%.

**! Important Note:**  
The upgrade button will appear once you place the order but you must click/flag the order as an 'upgrade' before the Pay Week that the order was placed in ends.  
Eg: If you place an order on Feb 3rd, you will have until the end of day on Feb 7th to upgrade that order.

(Pay weeks: 1-7, 8-15, 16-23, 24-end of month)



8. You will be prompted to confirm that you acknowledge the upgrade order will not count towards your Active Status. Click 'Confirm Upgrade'.



**IMPORTANT:** Upgrade orders do not count towards your Active Status. You need to determine if you want your order to count towards your Active Status OR as an Upgrade. If you would like your order to count towards your Active Status, do not click the Upgrade button.



*Beta*<sup>TM</sup>

— BY —  
**DZYNE**



[bydzyne.com](http://bydzyne.com)



[t.me/bydzyne](https://t.me/bydzyne)



[youtube.bydzyne.com](https://youtube.bydzyne.com)



[instagram.com/bydzyne](https://instagram.com/bydzyne)



[fb.me/bydzyneofficial](https://fb.me/bydzyneofficial)



[facebook.com/groups/unitedbydzyne/](https://facebook.com/groups/unitedbydzyne/)



[unitedbydzyne.com](https://unitedbydzyne.com)